 Pétanque Federation Australia Affiliated With the F.I.P.J.P	Procedure No:	3.1.5.0		National Championship Tir de Precision State Qualification Competition Rules		
	Approved:	1 Dec 13	Version:	1.0	Review Due:	1 Dec 14

National Championships Tir de Precision State Qualification Competition Rules

1 Playing Area

The playing area is designated by the organizing committee and as described by the R.P.J (art. 5 and drawings 1-5). There is a circle of one metre diameter where objects are situated, and 4 circles of about 50cms for the position of the shooter, at 6 metres, 7 metres, 8 metres and 9 metres from the edge of the circle of one metre where the targets and obstacles are found.

For the competition of two shooters, perhaps from the quarterfinals, the playing areas are prepared in the direction of the width of the play for the demonstration.

2 Targets and Obstacles

They are placed as indicated on the schematic diagram, figures 1-5, on the interior of the circle of 1 metre diameter pinned to the ground with nails or pegs or marked.

The objects are separated, in the case where there would be at the minimum 2, 10 centimetres apart, at one extremity of the targets to the other extremity of the obstacles, except in figure 3 where, there, the space between the target and the obstacles is brought down to 3cms (precision shooting)

The boules targets are always placed in the centre of the target circles, viz. 6 1/2 metres, 7 1/2 metres, 8 1/2 metres/9 1/2 metres from the edge of the circle of the shooter's position.

The jack target is placed at 20cms from the edge of the circle bounding the target, facing the position of the shooter. It is then situated at 5.2 meters, 7.2 metres, 8.2 meters and 9.2 meters.


3 Material Used

- 1 boules, targets, figures 1, 2, 3 and 4. They are all of an identical diameter of 74mm, weight 700 gms and are smooth. They are of light colour.
- 2 target jack, figure 5. It has an identical diameter to that in figure 2. It has a light colour.
- 3 obstacle boules, figures 3 and 4. They are identical to the point a) above. They are of a dark colour.
- 4 target obstacle, figure 2. It has a diameter identical to that in figure 5. It is of a dark colour
- 5 4 circles 1 meter diameter with hooks or nails
- 6 16 circles of about 50 cms in diameter with hooks or nails.
- 7 Nails, corks to mark the centre of the circle where the targets and obstacles are situated.
- 8 The diameter of objects can vary as well as the weight. On the other hand, they will be identical for the competition.

4 Validity of the shot

The shot is valid when the impact of the shot takes place inside the circle where the targets and obstacles are situated.

- 1 **Score 1 point:** The shot is valid when the target boule is hit correctly without leaving

 Pétanque Federation Australia Affiliated With the F.I.P.J.P	Procedure No:	3.1.5.0		National Championship Tir de Precision State Qualification Competition Rules			
	Approved:	1 Dec 13	Version:	1.0	Review Due:	1 Dec 14	

the circle.

- a For **figures 2 and 4** if the obstacle object is hit by the returning shooting boule whatever the positions of the target boule, jack or obstacle boule as also the shooting boule.
 - b For **figure 3** if the impact of the shot is the target boule and one or two black boules are hit.
 - c For **figure 5** if the target jack is touched by the shooting boule but remains in its original place
- 2 Score **3 points**: The shot is valid when the object, hit correctly, completely leaves the circle. This applies for figures **1, 2, 3 and 4**. For **figures 2, 3 and 4**, the obstacle boules or jack must not move.
- a The shot is valid **figure 5** if the target jack is hit correctly and does not leave the circle where it is situated.
- 3 Score **5 points**: The shot is valid if the shooting boule does not leave the circle in which the targets and obstacles are situated (carreau) **figures 1, 2, 3, and 4**. For **figures 2, 3, and 4** the obstacle boules or jack must not move.
- a The shot is valid **figure 5** if the target jack leaves the circle where it is situated after having been correctly hit.

Maximum score for the series 100 points.

5 Procedure

Each shooter must carry out a complete series of 20 shots from figure 1 to figure 5. The participants must score a minimum of 15 points for men or 10 points for women to qualify to enter the AIPSC.

The organizing Committee in consultation with the State Umpire will choose the terrain.

Time allowed between shooting the boules is 30 seconds. The umpire will call the points to the markers. The other members of the shooter's team will put the objects back in their position for their teammate.

One umpire is needed per terrain to announce the result to the markers, and one umpire or official, will superintend the position of the shooter's feet in the circle.

Moreover, there will be one marker per terrain, 3 people are needed for 1 terrain, and for a match on 2 terrains (Final matches) 4 people are needed for each match.

The ½ final:

1st versus 4th

2nd verse 3rd


The Grand Final:

The two contenders play side by side as in the ½ finals.

The same applies for third and fourth position.

6 Entry to the Australian International Individual Tir de Precision Championship.

Only participants in the Australian International Pétanque Championships in Triples have the right to enter. The titleholder of the preceding year may defend his/her title, providing he/she

 Pétanque Federation Australia Affiliated With the F.I.P.J.P	Procedure No:	3.1.5.0		National Championship Tir de Precision State Qualification Competition Rules		
	Approved:	1 Dec 13	Version:	1.0	Review Due:	1 Dec 14

is a participant in the International Pétanque Championship in Triples and must also participate in the preliminaries. Any selected Wild Card entry (including Juniors) must also participate in the preliminaries.

Each Australian state can enter any participant that has qualified within their state in their relevant category, Men Open & Women Open. To qualify, a participant must reach the qualifying score of 15 points for men or 10 points for women.

The competitors will enter one of two categories Men Open & Women Open.

7 If there is an incident during the course of the competition

If an **accidental incident** occurs during the test – (current breakdown, storm, improper behaviour by the crowd (throwing of objects or laser beam etc....) which does not directly involve the player the test will have to be cancelled. It must be started again as soon as possible, with the same players, starting at figure number 1.

8 Lateness

At the first call, the player has 5 minutes to present himself on the playing area. In case of absence he is called a second time, but he starts the end with a penalty of 5 points. If he does not present himself 5 minutes after the second call, he is eliminated.

9 Application of these Rules

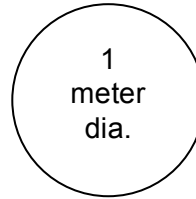
The same rules and conditions to apply to all categories.

**Rules of the AIPSC adopted by Pétanque Federation Australia Ltd.
January 2014.**



Pétanque Federation Australia Tir de Precision Kit

Target Circle



The Mat
Consisting of
4 Shooting Stations
6m, 7m, 8m, 9m
@50cm approx. dia.

